



## Assembly Instruction

ITEM NO.: 9390DG-2L:

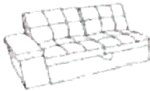
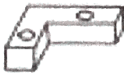
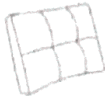


(1/2)Left Side 2-Seater with Pull-out  
Bed And Storage Arm



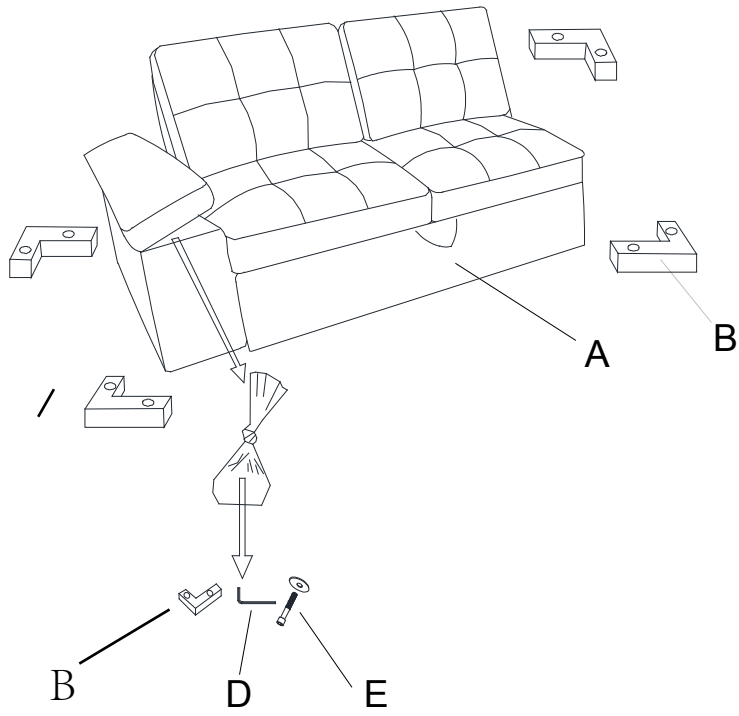
Legs and hardware are stored in the 2-seater arm storage,  
please take out for assembly.

Note: Do not use power tools for assembly. Power tools increase the risk of over tightening which lead to splitting or cracking the wood.

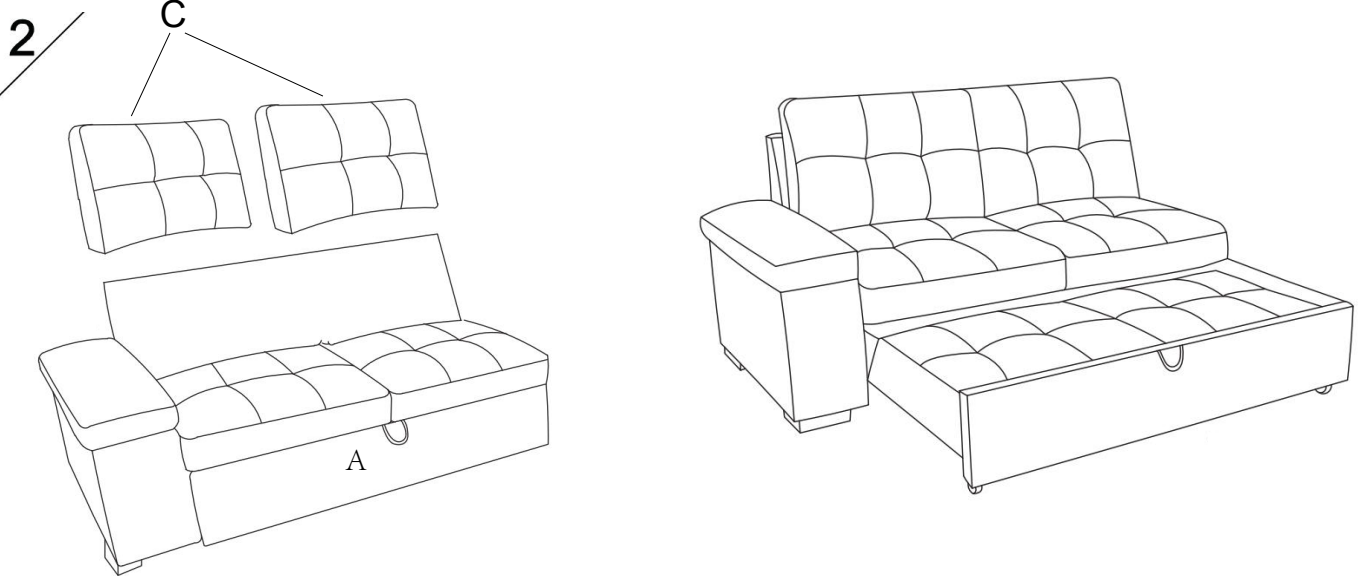
### Component list

No	Drawing	Qty	Description
A		1	SEAT
B		4	WOODEN LEGS 1.96"
C		2	BACK CUSHION
D		1	WRENCH M6
E		8	SCREW M8"&WASHER M8"

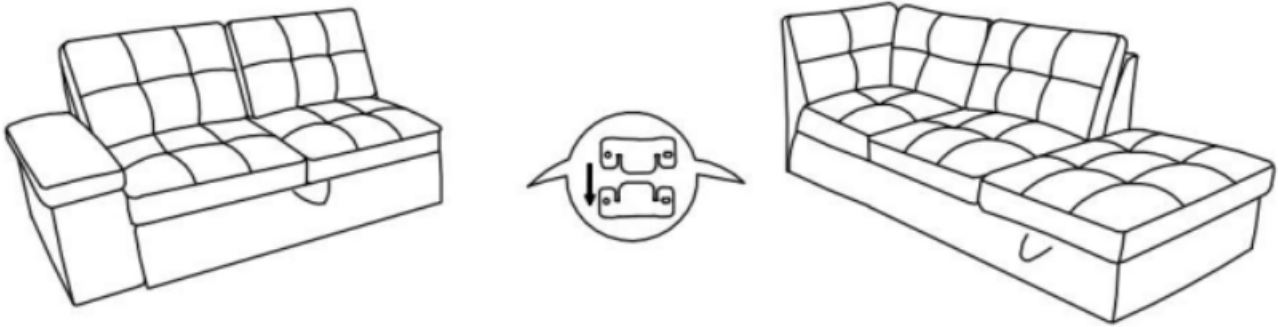
# Step #1




# Step #2



### Step #3



### Step #4



## Care Instruction for Polyester Furniture

In order to maintain the original appearance of your Polyester Furniture please follow below simple care procedures:

- Avoid exposing furniture directly to sunlight or heating and air conditioning outlets. Sunlight and or exposure to heating and air conditioning outlets will fade/damage Polyester
- Vacuum or wipe with a soft cloth to remove dust.



For items use on wooden floor, hard surfaces or carpets, it is recommended to Install protective pads under all legs and supports to avoid/prevent from damages/scratches and discoloration.